






Policies and
Procedures in
Mr. Reese's class

Some things about myself



- ▶ Reading
- ▶ Gardening
- ▶ Home projects
- ▶ Artwork



Family



Classroom Procedures and Supplies



Daily Procedures

- ▶ Please wait until the bell rings before entering classroom (1st period only- please do not enter until 7:35)
- ▶ We greet each other by name and with a smile
- ▶ Take everything you need out of your backpack at the start of the period. Backpacks to remain under desks or in lockers.
- ▶ Starter instructions will be on the board
- ▶ Come in quietly and follow instructions on board
- ▶ Starter will always be to first fill out your planner



Beginning of class

- ▶ It is expected that you fill out your **PLANNERS** daily
- ▶ Time will be given at the beginning of class to do this
- ▶ You must be **INSIDE** the classroom by the time the last bell has finished ringing, or you will be marked as tardy.
- ▶ Please be in **YOUR** assigned seat when class starts
- ▶ There will be a **STARTER** written on the board each day for you to complete at the start of class.



Classroom Expectations

- ▶ Responsible
 - ▶ Bring supplies
- ▶ Respectful
 - ▶ Raise hand to participate, listen to instructions
- ▶ Ready to Learn
 - ▶ Be focused on what we are doing.

End of class

- ▶ 5-minute warning bell
- ▶ Double check planners are filled out
- ▶ CAREFULLY put binder, Chromebook, and supplies into your backpack
- ▶ I will excuse you, NOT the bell.

Hall passes

- ▶ Ten tickets per term to use
- ▶ Fill it out and hold it up for me to see.
- ▶ May be used for bathroom, drink, phone call at office, etc.
- ▶ MUST inform me of where you are going
- ▶ Bathroom- Wash hands and come straight back
- ▶ Sign out with time by door as you leave, sign back in as you return.
- ▶ One student at a time
- ▶ Emergency- just GO!!



Materials



- ▶ Binder, pencils, 4 highlighters, colored pencils, chrome books, chargers, and headphones,
- ▶ Be respectful
- ▶ Please take only what you need
- ▶ Please be prepared with your binder, planner, pencil, colored pencils, glue stick, scissors, and highlighters. A handheld pencil sharpener and markers are also recommended.
- ▶ Please let me know if you need any of these materials and I can provide them for you.

Pencils

- ▶ Please bring your own pencils
- ▶ Sharpen only between classes or when I am not instructing
- ▶ If you need to sharpen while I am instructing, please hold your pencil up in the air, when I give you permission, make your way to the pencil sharpener and wait for me to give you permission to sharpen.
- ▶ Only take 3 seconds to sharpen pencils.
- ▶ I will have extra pencils if needed



Drinks, tissues, and band-aides



- ▶ Need permission during instruction time
- ▶ There will be specified water fill stations to fill water bottles in the hallways
- ▶ I have band-aides, and tissues as needed.



Quiet Area



CALM DOWN

- ▶ Back of class
- ▶ Used to calm down
- ▶ NOT a punishment spot
- ▶ Refocus form area
- ▶ No more than five minutes here, as needed



Water Bottles

- ▶ Drinking fountains will be available.
- ▶ Only water, please fill these BEFORE coming to class.



Schoolwide Expectations

(PBIS- Positive Behavior Interventions
and Support)

PBIS

Positive Behavior Intervention and Supports

- ▶ 1st time: Reminder of expectations
- ▶ 2nd time: Teacher/student conversation
- ▶ 3rd Time: Think Time Form
- ▶ 4th Time: Parent Contact
- ▶ 5th Time: Referral to Administration



Toys and electronic devices

- ▶ Keep toys at home
- ▶ Phones should be turned OFF when entering school grounds
 - ▶ Leave in backpacks, NOT in pockets
- ▶ Phones SEEN or HEARD are taken to office
 - ▶ First time taken; student may get back at end of day
 - ▶ Second time taken; parents will need to get it for you.



Lunch

- ▶ Keep lunchroom clean and organized
- ▶ Please eat a full lunch
- ▶ Wash hands thoroughly before and after lunch



Lunch determined by 5th period teacher

▶ Leave backpacks in LOCKERS, OR 5th Period teacher's class.

after 4th

After 5th

2022-2023 LUNCH SCHEDULE

1ST SEMESTER

Lunches are determined by your 5th period teacher.

1st LUNCH

BARTUNEK
BAXTER
EVANS
HENRY
JOHNSON, A.
KENDALL
NIELSEN
PARR
REESE
SCHEMBRI
STEWART
TRIPP
WILLIS
YANG

2nd LUNCH

CHRISTIANSEN
DEMILLE
FERGUSON
HERRINGTON
HOUGHTON
HUNSAKER
JAMES
JOHNSON, J.
LEPPARD
TZOVARAS

***Lunches may change to even out the number of students in each lunch!

Assemblies

- ▶ Silent and single file into assembly
- ▶ Leave backpacks in class or locker before going
- ▶ We have assigned seating
 - ▶ Section A Rows 8, 10, 11
 - ▶ Section D rows 12-11 (7th Period)
- ▶ Attentive and appreciative.
- ▶ After assembly we will return to class before heading to the next period.



Classroom Expectations



PBIS

Positive Behavior Intervention and Supports

- ▶ 1st time: Reminder of expectations
- ▶ 2nd time: Teacher/student conversation
- ▶ 3rd Time: Think Time Form
- ▶ 4th Time: Parent Contact
- ▶ 5th Time: Referral to Administration




Classroom Expectations

- ▶ Responsible
 - ▶ Bring supplies
- ▶ Respectful
 - ▶ Raise hand to participate, listen to instructions
- ▶ Ready to Learn
 - ▶ Be focused on what we are doing.

Weekly Precept

- ▶ Starter once a week (Usually first day of the week)
- ▶ Copy down
- ▶ Explain what it means and how you will apply it
- ▶ Be prepared to share your thoughts

Reading



- ▶ Always have free reading book
- ▶ Free reading time on Fridays with my history
 - ▶ Books **MUST** stay in the classroom
 - ▶ Keep books **CLEAN**
 - ▶ Books put back **WHERE** and **HOW** you got them
 - ▶ Finish a book before starting a new one
- ▶ **SILENT READING** time is **SILENT**, and *READING TIME*
- ▶ Respectful of books

Substitutes

- ▶ Occasionally I will be gone
- ▶ Show same respect for substitutes
- ▶ Follow procedures on board



Personal Hygiene

- ▶ Please wear deodorant!!!
- ▶ Brush your teeth each morning
- ▶ Cologne and perfume - don't wear it please



Food in class

- ▶ Food is **ONLY** allowed in class if I give it out to you
- ▶ **NO GUM - EVER!** Please spit it out as you enter.
- ▶ Wrappers and trash from food I give you must be thrown away at the **END** of class

Phone calls home

- ▶ Use classroom phone
- ▶ Must tell me why
- ▶ If private conversation needed, wait between classes or use office phone
 - ▶ Hall pass required



Growth mindset



- ▶ We encourage others and celebrate successes
- ▶ Failure is a part of growth



Behavior Policy

- ▶ Practice empathy towards others
- ▶ practicing empathy
- ▶ seeking to understand
- ▶ ‘telling’ vs ‘tattling’

- ▶ Solving problems means finding solutions together

- ▶ Quiet corner can be used to calm down

- ▶ We are all still learning





Empathy

Perspective



Man making dinner

Perspective

Man eating brownie



Perspective: what's the big I.D.E.A.?

- ▶ “I”: Identify. What you see and observe
- ▶ “D”: Determine the story. The story you tell yourself is determined by past experiences, past observations, and what you have read or studied.
- ▶ “E”: Emotion. This is how you FEEL about the story you have told yourself.
- ▶ “A”: Action. What you DO (your actions) are determined by your emotions

- ▶ What story will you tell yourself?

Perspective- life is about the stories we tell ourselves.

“The past has **his story**,
what will yours be?”

-Mr. Reese-

- ▶ Identify
- ▶ Determine
- ▶ Emotions
- ▶ Actions

Too Quick To Judge



▶ Girl on bench.

Man in hospital




Academic Expectations

The background features abstract, overlapping geometric shapes in various shades of green, ranging from light lime to dark forest green. These shapes are primarily located on the right side of the frame, creating a modern, layered effect. The text is centered and rendered in a clean, sans-serif font.

Academics

- History
 - Practice assignments
 - Presentation notes
 - Assessments
 - Projects



History Syllabus

▶ 6th grade History Syllabus

Class notes

- ▶ Expected to take notes daily
- ▶ Keep notes entire term
- ▶ Time will be given to organize notes
- ▶ Keep handouts/notes in binder
- ▶ Write neatly
- ▶ Notes may be used on assessments

Grading

- ▶ Grades based on assessments and projects
- ▶ Assignments
 - ▶ Used for practice
- ▶ Unless otherwise noted, all assessments will be taken online.
- ▶ Notes taken in class may be used on assessments.



Current Events

- ▶ Each week you will need to complete and submit a current event.
- ▶ These will be done through Canvas.
- ▶ Your current event must be a CURRENT (recent) event in the news, worldwide or local.
- ▶ Event NOT acceptable are:
 - ▶ Sporting events
 - ▶ Weather (unless it impacts people (tornadoes, etc.)
 - ▶ Celebrity or movie news.
- ▶ These will be due each week, if they are not finished by Friday, you will have time in class to complete them.

Student Equity

- ▶ We all learn differently
- ▶ We all learn at different levels
- ▶ We all have strengths and weaknesses
- ▶ Fair does not mean equal
- ▶ Please be respectful of individual accommodations I make for students

Describe what you see...

Equality



Describe what you see...

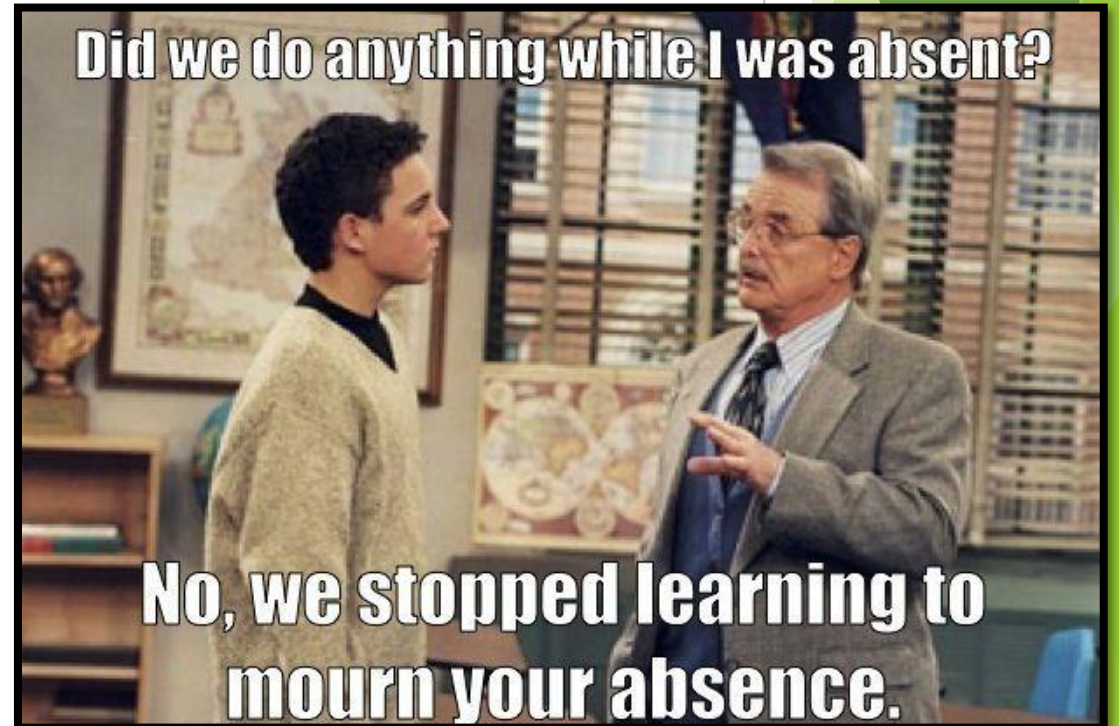
Equity



© 2017 Robert Wood Johnson Foundation.
May be reproduced with attribution.

Missing or absent?

- ▶ Please check our class website or Canvas on days that you are absent.
- ▶ I will not hold work for you, you will be expected to locate and take care of missing assignments on your own
- ▶ All lessons, presentations, assessments, and activities (as often as possible) will be available online through Canvas, and on our class website.



Chromebooks

- ▶ Chromebooks will be assigned during the first week of school
- ▶ Your Chromebook is your responsibility, you are responsible for any loss or damage to your device
- ▶ It is expected that you carry your Chromebook with you throughout the day and bring it to each class charged.

Fridays

- ▶ Fridays will be used to check in with students and answer questions
- ▶ Current events will be due each Friday
- ▶ Assessments will be given online on Fridays (larger assessments will be started the previous day)
- ▶ If all work is done, then Fridays are free reading days!! 😊



Online learning

- ▶ All assignments will be posted online, please check our class website if you have any questions
- ▶ As often as is possible, all the presentations available online will be the same as those taught in class
- ▶ Current Events will be turned in online
- ▶ Assessments will be given online



We can do this!!!!!!

